

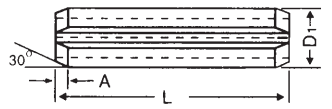


SANJAY ENGINEERING WORKS

SPIRAL DOWEL SLEEVES DIN :1481

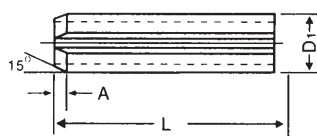
IS : 5988

(HEAVY SERIES)

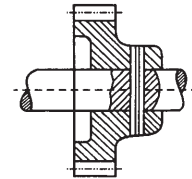
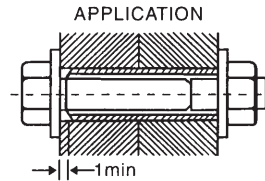
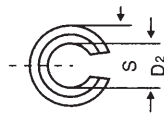


UP to 4.5mm NOMINAL DIAMETER

FROM 5 MM NOMINAL DIAMETER:



All Dimensions in millimeters



To order, indicate Dia. of the Hole * Length
e.g. SPRING DOWEL SLEEVES for normal Dia of Hole 4mm. * Length 28 mm.
Order as SPRING DOWEL SLEEVES
4mm. * Length 28mm. Din-1481 / IS: 5988 HEAVY

SPRING DOWEL SLEEVES MAY ALSO BE USED AS SPRING DOWEL PINS (SEE APPLICATION DIAGRAM)

NOMINAL DIAMETER 1)	1	1.5	2.0	2.5	3.0	3.5	4.0	4.5	5.0	6.0	8.0	10.0	12.0	13.0		
S	0.2	0.3	0.4	0.5	0.6	0.75	0.8	1.0	1.0	1.25	1.5	2.0	2.5	2.5		
A	0.15	0.25	0.35	0.45	0.5	0.6	0.7	0.8	1.6	1.6	2.0	2.0	2.0	2.0		
PRIOR TO FITTING	D1	1.2	1.7	2.3	2.8	3.3	3.8	4.4	4.9	5.4	6.4	8.5	10.5	12.5	13.5	
	TOL	+0.1				+0.2				+0.3						
	D2≈	0.8	1.1	1.5	1.8	2.1	2.3	2.8	2.9	3.4	3.9	5.5	6.5	7.5	8.5	
NOMINAL DIAMETER 1)	14	16	18	20	21	25	28	30	32	35	38	40	45	50		
S	3	3	3	4	4	5	5.5	6	6	7	7.5	7.5	8.5	9.5		
A	2					3					4					
PRIOR TO FITTING	D1	14.5	16.5	18.5	20.5	21.5	25.5	28.5	30.5	32.5	35.5	38.5	40.5	45.5	50.5	
	TOL	+0.3			0.4											
	D2≈	9.5	10.5	11.5	12.5	13.5	15.5	17.5	18.5	20.5	21.5	23.5	25.5	28.5	31.5	
FOR BOLT SIZE		M8	M10		M12	M14	M16		M18	M20	M22	M24	M27	M30		
L	TOL	4 TO 10 MM. = +0.5					12 TO 50 MM. = +1.0				52 TO 100 MM. = +1.5					

(LIGHT SERIES)

DIN 7346

NOMINAL DIAMETER 1)	2	2.5	3	3.5	4	4.5	5	6	7	8	10	11	12	13	14	
S	0.2	0.25	0.3	0.35	0.5	0.5	0.5	0.75	0.75	0.75	1	1	1	1.25	1.5	
A	0.35	0.45	0.5	0.6	0.7	0.8	1.6	1.6	1.6	2	2	2	2	2	2	
PRIOR TO FITTING	D1	2.3	2.8	3.3	3.8	4.4	4.8	5.4	6.4	7.5	8.5	10.5	11.5	12.5	13.5	14.5
	TOL	+0.1		+0.2				+0.3								
	D2≈	1.9	2.3	2.7	3.1	3.4	3.8	4.4	4.9	6	7	8.5	9.5	10.5	11	11.5
FOR BOLT SIZE	-	-	-	-	-	M3	-	M4	M5	M6	-	M8	-	M10	-	
Appropriate Washer DIN 125	-	-	-	-	-	3.2	-	4.3	5.3	6.4	-	8.4	-	10.5	-	
L	TOL	4 TO 10 MM. = +0.5					11 & ABOVE = + 1.0 MM									

HRC = 45 To 50 HV = 442 TO 512 kg/mm2